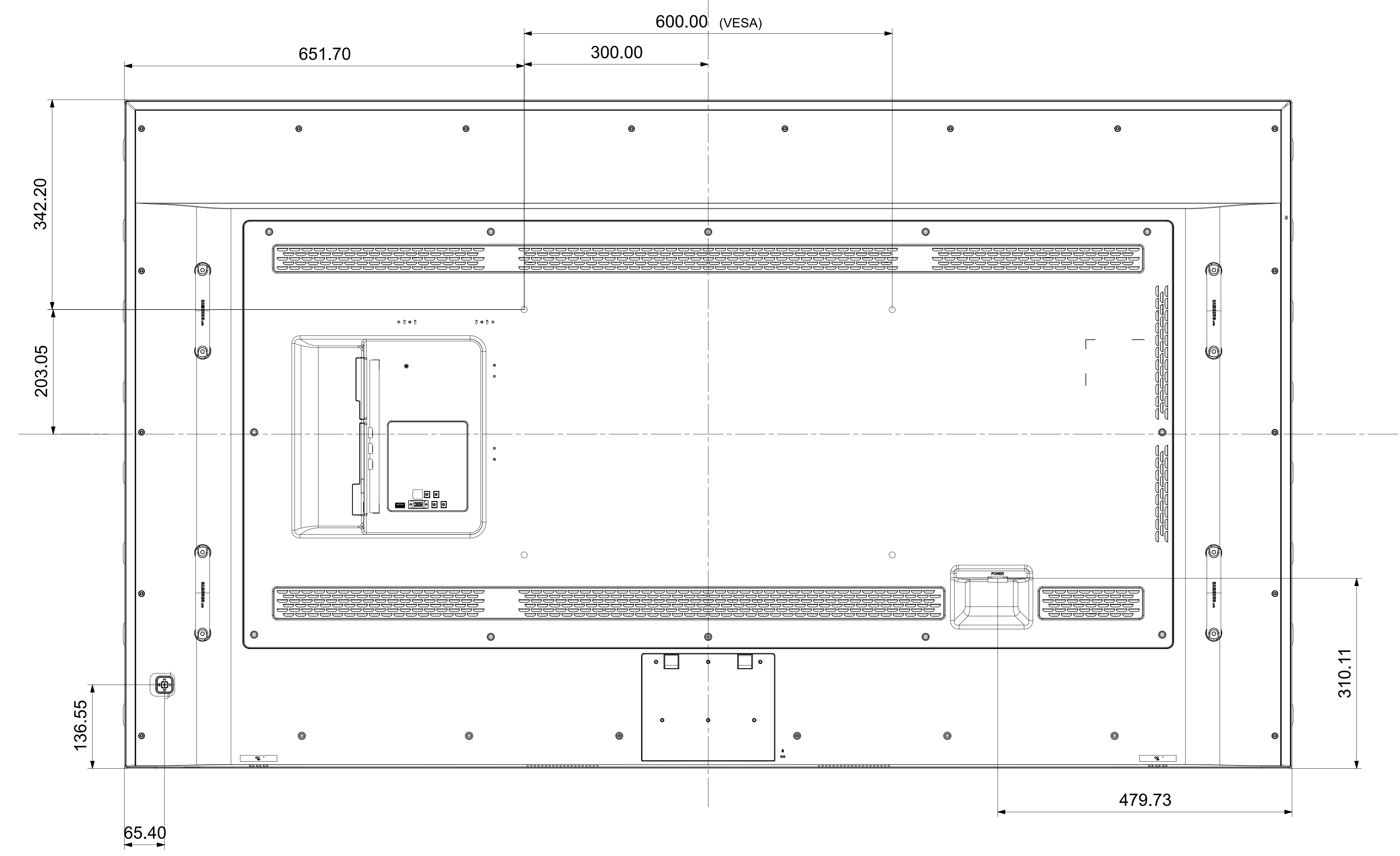
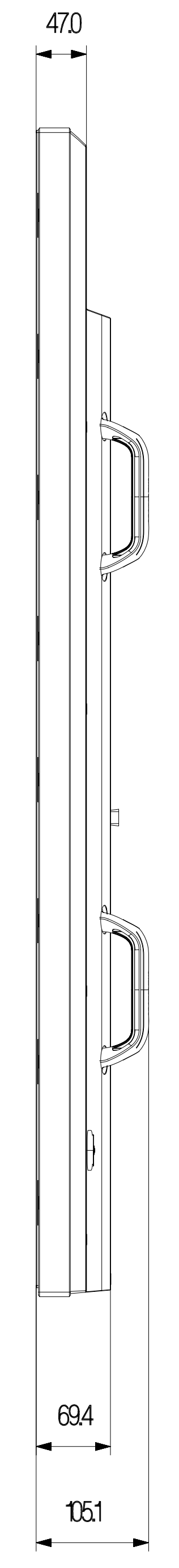



This drawing is property of SDC. Use or copy of this drawing without proper permission of the appropriate technical document managing department is prohibited. Copy with the threshold of substances which are specified in 004-2009

Rev. No	ED	CODE	RECORD	REMARK
32				
33				
34				

QMD 85" MECHANICAL DRAWING

SET SIZE (H*W*D): 1903.4*1090.5*105.1
 BEZEL WIDTH (T/L/R/B): 13.2/13.2/13.2/19.3
 VESA HOLE: 600*400



PART NAME	ASSY-SET-QMD-85	SPECIFICATION	PROJECTION
UNIT	MM	DRAWING BY / REVISION BY / APPROVED BY	1st Angle
TOLERANCE			
SCALE			SHEET NO. /
SDC ELECTRONICS		CODE No.	DWG. Rev.